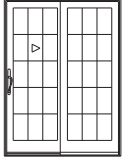

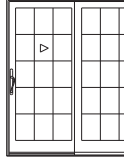
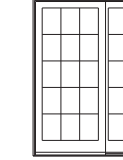
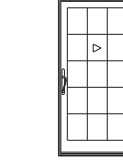
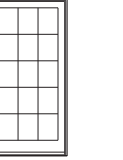
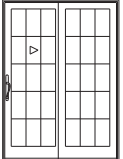

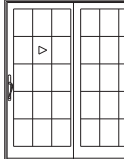
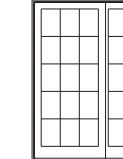
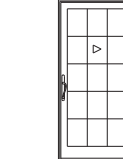
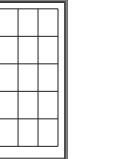
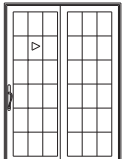
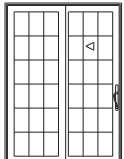
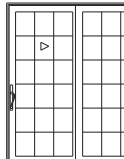
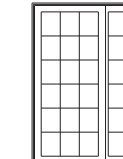
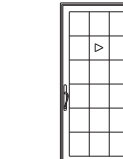
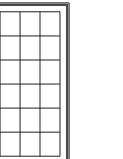
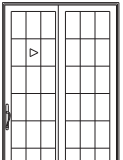

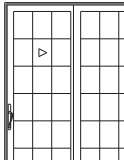
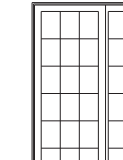
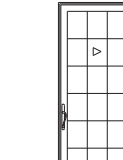
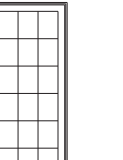


MARVIN ELEVATE™ COLLECTION
SLIDING FRENCH DOOR

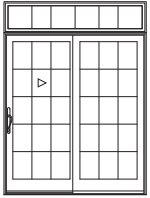
2 Panel

MO (mm)	4-11 1/2 (1511)	5-11 1/2 (1816)	7-11 1/2 (2426)
RO (mm)	5-0 (1524)	6-0 (1829)	8-0 (2438)
FS (mm)	4-11 (1499)	5-11 (1803)	7-11 (2413)
DLO (mm)	22 3/8 (568)	28 3/8 (721)	40 3/8 (1026)

<p>6-7 3/4 (2026) 6-8 (2032) 6-7 1/2 (2019) 67 3/32 (1704)</p>						
	ELSFD5065 XO	ELSFD5065 OX	ELSFD6065 XO	ELSFD6065 OX	ELSFD8065 XO	ELSFD8065 OX
<p>6-10 1/4 (2089) 6-10 1/2 (2096) 6-10 (2083) 69 19/32 (1768)</p>						
	ELSFD5068 XO	ELSFD5068 OX	ELSFD6068 XO	ELSFD6068 OX	ELSFD8068 XO	ELSFD8068 OX
<p>7-2 1/4 (2191) 7-2 1/2 (2197) 7-2 (2184) 73 19/32 (1869)</p>						
	ELSFD5070 XO	ELSFD5070 OX	ELSFD6070 XO	ELSFD6070 OX	ELSFD8070 XO	ELSFD8070 OX
<p>7-11 3/4 (2432) 8-0 (2438) 7-11 1/2 (2426) 83 3/32 (2111)</p>						
	ELSFD5080 XO	ELSFD5080 OX	ELSFD6080 XO	ELSFD6080 OX	ELSFD8080 XO	ELSFD8080 OX


Direct Glaze Over
Sliding French Door

MO (mm)	5-11 1/2 (1816)
RO (mm)	6-0 (1829)
FS (mm)	5-11 (1803)

<p>8-2 (2489) 8-2 1/4 (2496) 8-1 3/4 (2483)</p>	
	ELDG 7216/ELSFD6068 XO

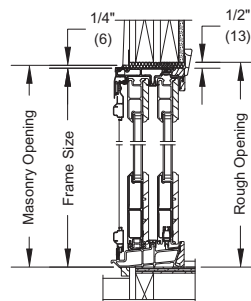
Round Top Over
Sliding French Door

MO (mm)	5-11 1/2 (1816)
RO (mm)	6-0 (1829)
FS (mm)	5-11 (1803)

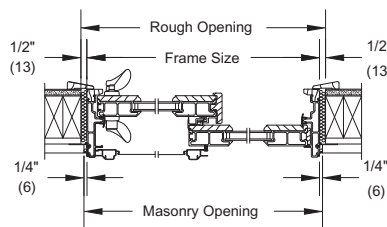
<p>8-4 1/4 (2546) 8-4 1/2 (2553) 8-4 (2540)</p>	
	ELDGR7218/ELSFD6068 XO

<p>9-9 3/4 (2991) 9-10 (2997) 9-9 1/2 (2985)</p>	
	ELDGR7236/ELSFD6068 XO*

Construction Details



Head Jamb and Sill



2 Panel Jamb - XO Operator

* This product is only available field mullled.

SLIDING FRENCH DOOR

3 Panel

MO (mm)	7-5 (2261)			
RO (mm)	7-5 1/2 (2273)			
FS (mm)	7-4 1/2 (2248)			
DLO (mm)	22 3/8 (568)			
6-7 3/4 (2026) 6-8 (2032) 6-7 1/2 (2019) 67 3/32 (1704)				
6-10 1/4 (2089) 6-10 1/2 (2096) 6-10 (2083) 69 19/32 (1768)				
7-2 1/4 (2191) 7-2 1/2 (2197) 7-2 (2184) 73 19/32 (1869)				
7-11 3/4 (2432) 8-0 (2438) 7-11 1/2 (2426) 83 3/32 (2111)				

Details and Elevations not to scale.

When ordering 6 9/16" (167 mm) or 6 13/16" (173 mm) jambs, add 1/4" (6 mm) to width and 1/8" (3 mm) to height for Rough Opening, Frame Size and Masonry Opening.

Optional Direct Glaze GBGs and SDLs are available in a standard Rectangular cut, as shown.

Alternate lite cuts available to align with doors using select lite cut options shown on page 3. Optional Round Top SDL and SDL with Spacer Bar are available in a standard cut, as shown. Round Top GBG cuts are shown on page 35. (Round Top divided lites not available in other lite cuts)

For further details and drawings visit the 'Tools and Documents' section at Marvin.com.

MULTIPLE ASSEMBLIES

Multiple assembly units can be factory mull up to 1 unit wide by 2 units high.

MAXIMUM ROUGH OPENING not to exceed 72" x 100 1/2"

Field mull kits available for up to 3 units wide by 2 units high not to exceed 110" x 112".

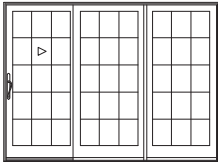
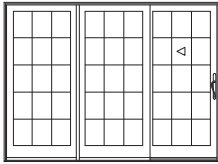
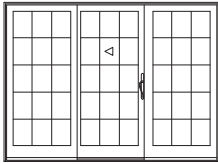
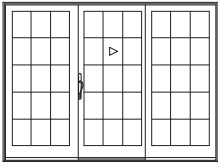
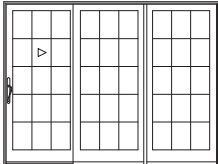
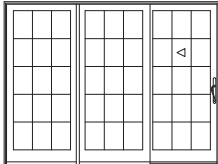
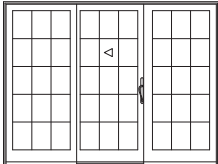
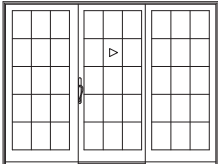
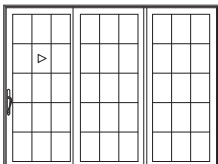
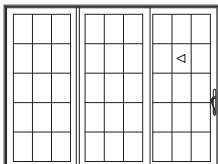
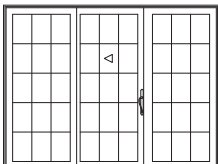
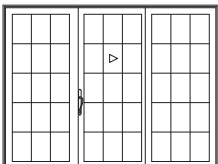
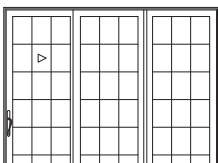
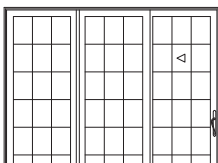
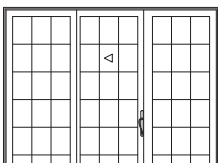
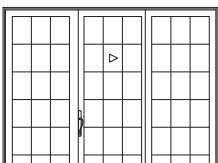
True Half Rounds are available field mull only. Structural mullion reinforcement is required for some assemblies.

Please consult your local Marvin representative for more information.

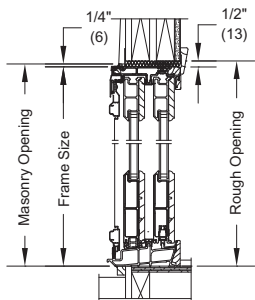
MARVIN ELEVATE™ COLLECTION
SLIDING FRENCH DOOR

3 Panel

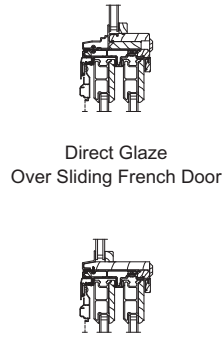
MO (mm)	8-11 (2718)
RO (mm)	8-11 1/2 (2731)
FS (mm)	8-10 1/2 (2705)
DLO (mm)	28 3/8 (721)

6-7 3/4 (2026)				
	ELSFD 9065 XOO	ELSFD 9065 OOX	ELSFD 9065 OXO-LH	ELSFD 9065 OXO-RH
6-10 1/4 (2089)				
	ELSFD 9068 XOO	ELSFD 9068 OOX	ELSFD 9068 OXO-LH	ELSFD 9068 OXO-RH
6-8 (2032)				
6-10 (2083)				
6-7 1/2 (2019)				
69 19/32 (1768)				
7-2 1/4 (2191)				
	ELSFD 9070 XOO	ELSFD 9070 OOX	ELSFD 9070 OXO-LH	ELSFD 9070 OXO-RH
7-2 1/2 (2197)				
7-2 (2184)				
73 19/32 (1869)				
7-11 3/4 (2432)				
	ELSFD 9080 XOO	ELSFD 9080 OOX	ELSFD 9080 OXO-LH	ELSFD 9080 OXO-RH
8-0 (2438)				
7-11 1/2 (2426)				
83 3/32 (2111)				

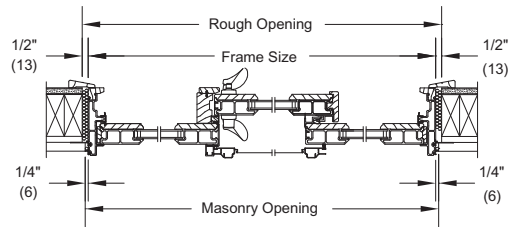
Construction Details



Head Jamb and Sill



Round Top Over
 Sliding French Door



3 Panel Jamb - OXO - LH Operator

SLIDING FRENCH DOOR

3 Panel

MO (mm)	11-11 (3632)		
RO (mm)	11-11 1/2 (3645)		
FS (mm)	11-10 1/2 (3620)		
DLO (mm)	40 3/8 (1026)		

6-7 3/4 (2026)				
6-8 (2032)				
6-7 1/2 (2019)				
67 3/32 (1704)				
6-10 1/4 (2089)				
6-10 1/2 (2096)				
6-10 (2083)				
69 19/32 (1788)				
7-2 1/4 (2191)				
7-2 1/2 (2197)				
7-2 (2184)				
73 19/32 (1869)				
7-11 3/4 (2432)				
8-0 (2438)				
7-11 1/2 (2426)				
83 3/32 (2111)				

Direct Glaze Over Sliding Patio Door

MO (mm)	5-11 1/2 (1816)	8-11 (2718)
RO (mm)	6-0 (1829)	8-11 1/2 (2731)
FS (mm)	5-11 (1803)	8-10 1/2 (2705)
DLO (mm)	66 5/8 (1692)	102 1/8 (2594)

1-4 (406)		
1-4 1/4 (413)		
1-3 3/4 (400)		
11 3/8 (289)		

Direct Glaze Over Sliding Patio Door

MO (mm)	5-11 1/2 (1816)
RO (mm)	6-0 (1829)
FS (mm)	5-11 (1803)

8-2 (2489)	
8-2 1/4 (2496)	
8-1 3/4 (2483)	

Details and Elevations not to scale.

* This product is only available field mull

When ordering 6 9/16" (167 mm) or 6 13/16" (173 mm) jambs, add 1/4" (6 mm) to width and 1/8" (3 mm) to height for Rough Opening, Frame Size and Masonry Opening.

Optional Direct Glaze GBGs and SDLs are available in a standard Rectangular cut, as shown. Alternate lite cuts available to align with door using select lite cut options shown on page 3.

Optional Round Top SDL and SDL with Spacer Bar are available in a standard cut, as shown. Round Top GBG cuts are shown on page 35. (Round Top divided lites not available in other lite cuts)

For further details and drawings visit the 'Tools and Documents' section at Marvin.com.

MULTIPLE ASSEMBLIES

Field mull kits available not to exceed 110" x 112". True Half Rounds are available field mull only. Structural mullion reinforcement is required for some assemblies.


Please consult your local Marvin representative for more information.

MARVIN ELEVATE™ COLLECTION
SLIDING FRENCH DOOR


4 Panel

MO (mm)	9-9 1/2 (2985)	11-9 1/2 (3594)	15-9 1/2 (4813)
RO (mm)	9-10 (2997)	11-10 (3607)	15-10 (4826)
FS (mm)	9-9 (2972)	11-9 (3581)	15-9 (4801)
DLO (mm)	22 3/8 (568)	28 3/8 (721)	40 3/8 (1026)

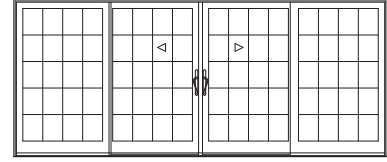
6-7 3/4 (2026)	6-10 1/4 (2089)	7-2 1/4 (2191)	7-11 3/4 (2432)
6-8 (2032)	6-10 1/2 (2096)	7-2 1/2 (2197)	8-0 (2438)
6-7 1/2 (2019)	6-10 (2083)	7-2 (2184)	7-11 1/2 (2426)
67 3/32 (1704)	69 19/32 (1768)	73 19/32 (1869)	83 3/32 (2111)



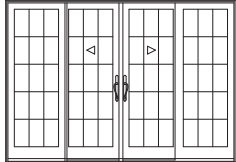
ELSFD10065 OXXO




ELSFD12065 OXXO



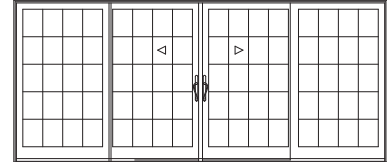
ELSFD16065 OXXO




ELSFD10068 OXXO




ELSFD12068 OXXO




ELSFD16068 OXXO



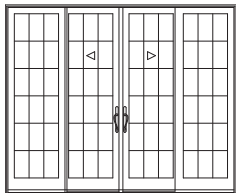
ELSFD10070 OXXO



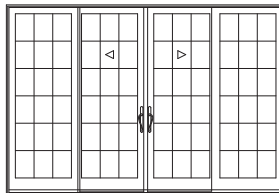
ELSFD12070 OXXO



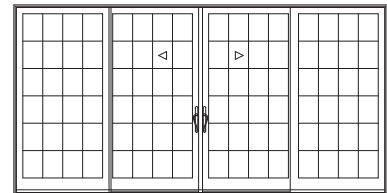
ELSFD16070 OXXO



ELSFD10080 OXXO

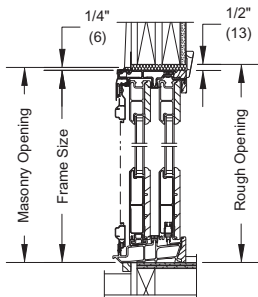


ELSFD12080 OXXO

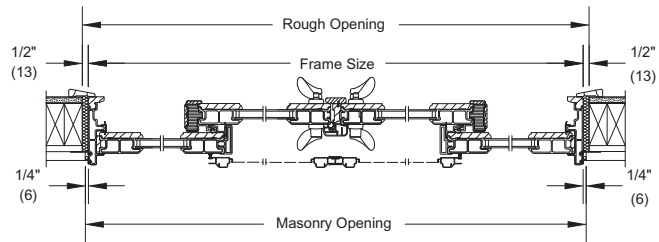


ELSFD16080 OXXO

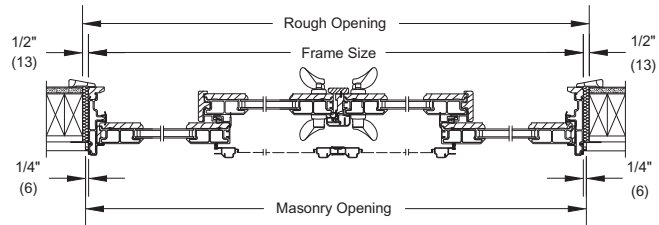
Construction Details



Head Jamb and Sill



4 Panel Jamb - OXXO Operator
 Frame Heights over 86"



4 Panel Jamb - OXXO Operator
 Frame Heights 86" or Less