






































CASEMENT ROUND TOP


















































RT6 EYEBROW ABOVE SPRINGLINE STANDARD SIZES - OPERATOR AND STATIONARY

| RO (mm) | 1 - 5 (432) | 1 - 7 (483) | 1 - 9 (533) | 2 - 1 (635) | 2 - 3 (686) | 2 - 5 (737) | 2 - 7 (787) | 2 - 9 (838) | 3 - 1 (940) |
|-------------------|--|--|--|--|--|--|--|--|--|
| 2 - 7 5/8 (603) |  UCART1632 |  UCART1832 |  UCART2032 | | | | | | |
| 2 - 11 5/8 (606) |  UCART1636 |  UCART1836 |  UCART2036 |  UCART2436 | | | | | |
| 3 - 3 5/8 (1006) |  UCART1640 |  UCART1840 |  UCART2040 |  UCART2440 |  UCART2640 |  UCART2840 | | | |
| 3 - 7 5/8 (1108) |  UCART1644 |  UCART1844 |  UCART2044 |  UCART2444 |  UCART2644 |  UCART2844 E |  UCART3044 E | | |
| 3 - 11 5/8 (1210) |  UCART1648 |  UCART1848 |  UCART2048 |  UCART2448 |  UCART2648 E |  UCART2848 E |  UCART3048 E |  UCART3248 E | |
| 4 - 5 5/8 (1362) |  UCART1654 |  UCART1854 |  UCART2054 |  UCART2454 |  UCART2654 E |  UCART2854 E |  UCART3054 E |  UCART3254 E |  UCART3654 E |

Ultimate Casement Round Top: UCART

CASEMENT ROUND TOP

RT6 EYEBROW ABOVE SPRINGLINE STANDARD SIZES - OPERATOR AND STATIONARY

| RO (mm) | 1 - 5 (432) | 1 - 7 (483) | 1 - 9 (533) | 2 - 1 (635) | 2 - 3 (686) | 2 - 5 (737) | 2 - 7 (787) | 2 - 9 (838) | 3 - 1 (940) | 3 - 5 (1041) |
|-------------------|--|--|--|--|--|--|--|--|--|--|
| 4 - 7 5/8 (1413) |  UCART1656 |  UCART1856 |  UCART2056 |  UCART2456 |  UCART2656 E |  UCART2856 E |  UCART3056 E |  UCART3256 E |  UCART3656 E | |
| 4 - 11 5/8 (1514) |  UCART1660 |  UCART1860 |  UCART2060 |  UCART2460 |  UCART2660 E |  UCART2860 E |  UCART3060 E |  UCART3260 E |  UCART3660 E |  UCART4060 E |
| 5 - 3 5/8 (1616) |  UCART1664 |  UCART1864 |  UCART2064 |  UCART2464 |  UCART2664 E |  UCART2864 E |  UCART3064 E |  UCART3264 E |  UCART3664 E |  UCART4064 E |
| 5 - 11 5/8 (1819) |  UCART1672 T |  UCART1872 T |  UCART2072 T |  UCART2472 T |  UCART2672 T |  UCART2872 T |  UCART3072 T |  UCART3272 T |  UCART3672 T |  UCART4072 T |
| 6 - 5 5/8 (1972) |  UCART1678 T |  UCART1878 T |  UCART2078 T |  UCART2478 T |  UCART2678 T |  UCART2878 T |  UCART3078 T |  UCART3278 T |  UCART3678 T |  UCART4078 T |

Details and Elevations not to scale.

- Marvin exclusive wash mode is not available on Ultimate Casement Round Tops.

E These windows meet national Egress codes for fire evacuation. Local codes may differ.






























T For safety and/or code requirements, Marvin recommends tempered glass in all units with a frame size height of 71 1/8" or larger and units with basic frame size 25.2 ft².

Please consult your local Marvin representative for more information.

For further details and drawings visit the 'Tools and Documents' section at Marvin.com.

CASEMENT ROUND TOP

RT6 EYEBROW ABOVE SPRINGLINE STANDARD SIZES - OPERATOR AND STATIONARY

| RO (mm) | 1 - 5 (432) | 1 - 7 (483) | 1 - 9 (533) | 2 - 1 (635) | 2 - 3 (686) | 2 - 5 (737) | 2 - 7 (787) | 2 - 9 (838) | 3 - 1 (940) | 3 - 5 (1041) |
|-------------------|---|---|---|---|---|---|---|---|---|---|
| 6 - 11 5/8 (2124) |  |  |  |  |  |  |  |  |  |  |
| | UCART1684 T | UCART1884 T | UCART2084 T | UCART2484 T | UCART2684 T | UCART2884 T | UCART3084 T | UCART3284 T | UCART3684 T | UCART4084 T |
| 7 - 7 5/8 (2327) |  |  |  |  |  |  |  |  |  |  |
| | UCART1692 T | UCART1892 T | UCART2092 T | UCART2492 T | UCART2692 T | UCART2892 T | UCART3092 T | UCART3292 T | UCART3692 T | UCART4092 T |
| 7 - 11 5/8 (2429) |  |  |  |  |  |  |  |  |  | |
| | UCART1696 T | UCART1896 T | UCART2096 T | UCART2496 T | UCART2696 T | UCART2896 T | UCART3096 T | UCART3296 T | UCART3696 T | |

Details and Elevations not to scale.

- Marvin exclusive wash mode is not available on Ultimate Casement Round Tops.
- Rough opening height includes ¹⁵/₁₆" subsill.

T For safety and/or code requirements, Marvin recommends tempered glass in all units with a frame size height of 71 ¹/₈" or larger and units with basic frame size 25.2 ft².






































E These windows meet national Egress codes for fire evacuation. Local codes may differ.

Please consult your local Marvin representative for more information.

For further details and drawings visit the 'Tools and Documents' section at Marvin.com.



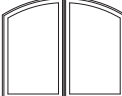
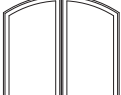

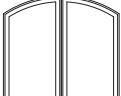
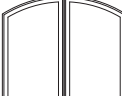
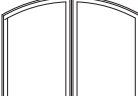
CASEMENT ROUND TOP

RT21 / RT22 TWO WIDE STANDARD SIZES - OPERATOR AND STATIONARY

| RO (mm) | 2-9 (838) | 3-1 (940) | 3-5 (1041) | 4-1 (1245) | 4-5 (1346) | 4-9 (1448) |
|-----------------|--|--|--|---|--|--|
| 2-7 5/8 (803) |  UCART1632 | | | | | |
| 2-11 5/8 (905) |  UCART1636 |  UCART1836 |  UCART2036 | | | |
| 3-3 5/8 (1006) |  UCART1640 |  UCART1840 |  UCART2040 |  UCART2440 | | |
| 3-7 5/8 (1108) |  UCART1644 |  UCART1844 |  UCART2044 |  UCART2444 | |  UCART2844 |
| 3-11 5/8 (1210) |  UCART1648 |  UCART1848 |  UCART2048 |  UCART2448 |  UCART2648 |  UCART2848 E |
| 4-5 5/8 (1362) |  UCART1654 |  UCART1854 |  UCART2054 |  UCART2454 |  UCART2654 |  UCART2854 E |
| 4-7 5/8 (1413) |  UCART1656 |  UCART1856 |  UCART2056 |  UCART2456 |  UCART2656 |  UCART2856 E |
| 4-11 5/8 (1514) |  UCART1660 |  UCART1860 |  UCART2060 |  UCART2460 |  UCART2660 |  UCART2860 E |

CASEMENT ROUND TOP

RT21 / RT22 TWO WIDE STANDARD SIZES - OPERATOR AND STATIONARY

| RO (mm) | 5-1 (1549) | 5-5 (1651) | 6-1 (1854) |
|-----------------|--|--|---|
| 3-11 5/8 (1210) |  UCART3048 E | | |
| 4-5 5/8 (1362) |  UCART3054 E |  UCART3254 E | |
| 4-7 5/8 (1413) |  UCART3056 E |  UCART3256 E |  UCART3656 E |
| 4-11 5/8 (1514) |  UCART3060 E |  UCART3260 E |  UCART3660 E |

Details and Elevations not to scale.

- Marvin exclusive wash mode is not available on Ultimate Casement Round Tops.

- Rough opening height includes ¹⁵/₁₆" subsill.


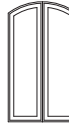
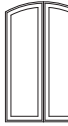
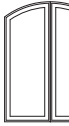
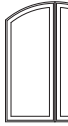



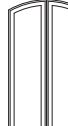
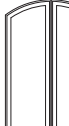
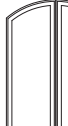

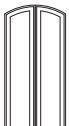

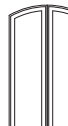
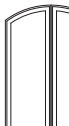
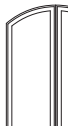



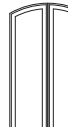
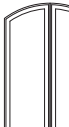
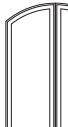

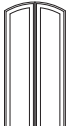

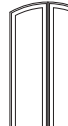

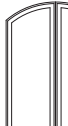


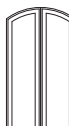
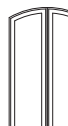
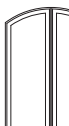
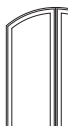

E These windows meet national Egress codes for fire evacuation. Local codes may differ.

T For safety and/or code requirements, Marvin recommends tempered glass in all units with a frame size height of 71 ¹/₈" or larger and units with basic frame size 25.2 ft². Please consult your local Marvin representative for more information.

For further details and drawings visit the 'Tools and Documents' section at Marvin.com.





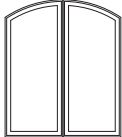
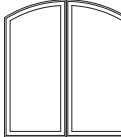


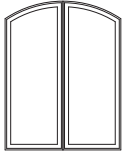
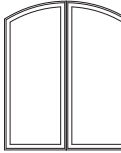


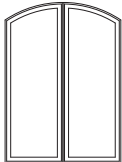
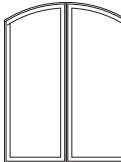


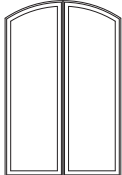
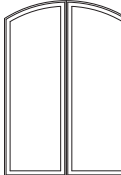

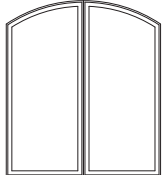
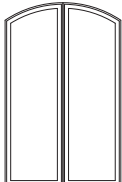
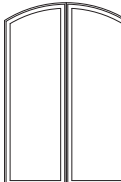
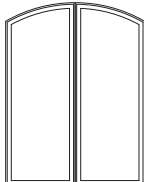
CASEMENT ROUND TOP

RT21 / RT22 TWO WIDE STANDARD SIZES - OPERATOR AND STATIONARY

| RO (mm) | 2-9 (838) | 3-1 (940) | 3-5 (1041) | 4-1 (1245) | 4-5 (1346) | 4-9 (1448) |
|-----------------|--|--|--|---|--|--|
| 5-3 5/8 (1616) |  UCART1664 |  UCART1864 |  UCART2064 |  UCART2464 |  UCART2664 |  UCART2864 E |
| 5-11 5/8 (1819) |  UCART1672 T |  UCART1872 T |  UCART2072 T |  UCART2472 T |  UCART2672 T |  UCART2872 T |
| 6-5 5/8 (1972) |  UCART1678 T |  UCART1878 T |  UCART2078 T |  UCART2478 T |  UCART2678 T |  UCART2878 T |
| 6-11 5/8 (2124) |  UCART1684 T |  UCART1884 T |  UCART2084 T |  UCART2484 T |  UCART2684 T |  UCART2884 T |
| 7-7 5/8 (2327) |  UCART1692 T |  UCART1892 T |  UCART2092 T |  UCART2492 T |  UCART2692 T |  UCART2892 T |
| 7-11 5/8 (2429) |  UCART1696 T |  UCART1896 T |  UCART2096 T |  UCART2496 T |  UCART2696 T |  UCART2896 T |

CASEMENT ROUND TOP

RT21 / RT22 TWO WIDE STANDARD SIZES - OPERATOR AND STATIONARY

| RO (mm) | 5-1 (1549) | 5-5 (1651) | 6-1 (1854) | 6-9 (2057) |
|-----------------|--|--|---|--|
| 5-3 5/8 (1616) |  UCART3064 E |  UCART3264 E |  UCART3664 E |  UCART4064 E |
| 5-11 5/8 (1819) |  UCART3072 T |  UCART3272 T |  UCART3672 T |  UCART4072 T |
| 6-5 5/8 (1972) |  UCART3078 T |  UCART3278 T |  UCART3678 T |  UCART4078 T |
| 6-11 5/8 (2124) |  UCART3084 T |  UCART3284 T |  UCART3684 T |  UCART4084 T |
| 7-7 5/8 (2327) |  UCART3092 T |  UCART3292 T |  UCART3692 T |  UCART4092 T |
| 7-11 5/8 (2429) |  UCART3096 T |  UCART3296 T |  UCART3696 T | |

Details and Elevations not to scale.

- Marvin exclusive wash mode is not available on Ultimate Casement Round Tops.

E These windows meet national Egress codes for fire evacuation. Local codes may differ.





























T For safety and/or code requirements, Marvin recommends tempered glass in all units with a frame size height of 71 1/8" or larger and units with basic frame size 25.2 ft².

Please consult your local Marvin representative for more information.

For further details and drawings visit the 'Tools and Documents' section at Marvin.com.




























CASEMENT ROUND TOP

RT2 STANDARD SIZES OPERATOR AND STATIONARY

| RO (mm) | 2 - 1 (635) | 2 - 3 (686) | 2 - 5 (737) | 2 - 7 (787) | 2 - 9 (838) | 3 - 1 (940) | 3 - 5 (1041) |
|-------------------|--|--|--|--|--|--|--|
| 3 - 7 5/8 (1108) |  UCART2444 | | | | | | |
| 3 - 11 5/8 (1210) |  UCART2448 |  UCART2648 | | | | | |
| 4 - 5 5/8 (1362) |  UCART2454 |  UCART2654 |  UCART2854 |  UCART3054 | | | |
| 4 - 7 5/8 (1413) |  UCART2456 |  UCART2656 |  UCART2856 |  UCART3056 E |  UCART3256 E | | |
| 4 - 11 5/8 (1514) |  UCART2460 |  UCART2660 E |  UCART2860 E |  UCART3060 E |  UCART3260 E | | |
| 5 - 3 5/8 (1616) |  UCART2464 E |  UCART2664 E |  UCART2864 E |  UCART3064 E |  UCART3264 E |  UCART3664 E | |
| 5 - 11 5/8 (1819) |  UCART2472 T |  UCART2672 T |  UCART2872 T |  UCART3072 T |  UCART3272 T |  UCART3672 T |  UCART4072 T |

CASEMENT ROUND TOP

RT2 STANDARD SIZES OPERATOR AND STATIONARY

| RO (mm) | 2 - 1 (635) | 2 - 3 (686) | 2 - 5 (737) | 2 - 7 (787) | 2 - 9 (838) | 3 - 1 (940) | 3 - 5 (1041) |
|-------------------|--|--|--|--|---|--|--|
| 6 - 5 5/8 (1972) |  UCART2478 T |  UCART2678 T |  UCART2878 T |  UCART3078 T |  UCART3278 T |  UCART3678 T |  UCART4078 T |
| 6 - 11 5/8 (2124) |  UCART2484 T |  UCART2684 T |  UCART2884 T |  UCART3084 T |  UCART3284 T |  UCART3684 T |  UCART4084 T |
| 7 - 7 5/8 (2327) |  UCART2492 T |  UCART2692 T |  UCART2892 T |  UCART3092 T |  UCART3292 T |  UCART3692 T |  UCART4092 T |
| 7 - 11 5/8 (2429) |  UCART2496 T |  UCART2696 T |  UCART2896 T |  UCART3096 T |  UCART3296 T |  UCART3696 T | |

Details and Elevations not to scale.

T For safety and/or code requirements, Marvin recommends tempered glass in all units with a frame size height of 71 1/8" or larger and units with basic frame size 25.2 ft².

Please consult your local Marvin representative for more information.

For further details and drawings visit the 'Tools and Documents' section at Marvin.com.