

MARVIN 

DOOR SOLUTIONS



THE MARVIN PORTFOLIO

The Marvin portfolio consists of five product lines organized into three distinct collections defined by the degree of design detail and customization opportunities.

Marvin windows and doors offer exceptional performance, energy efficiency, low maintenance, and quality you can see, feel, and touch to help bring your vision to life.



ULTIMATE

Most extensive selection of features, options, and product types



MODERN

Design flexibility in a purely modern aesthetic available exclusively at Marvin Modern dealers



COASTLINE

Custom windows and doors for high velocity hurricane zones in the coastal Southeast



ELEVATE

Wide range of options and product types



ESSENTIAL

Curated options and product types

MARVIN SIGNATURE® COLLECTION

MARVIN ELEVATE® COLLECTION

MARVIN ESSENTIAL™ COLLECTION

INTERIORS	WOOD 6 species options + custom 2 painted or primed options 6 stains + clear coat	EXTRUDED ALUMINUM 5 color options	EXTRUDED ALUMINUM 6 solid colors, 4 woodgrain finishes	WOOD Bare pine, painted Designer Black, painted White, or clear coat	FIBERGLASS 4 color options
EXTERIORS	EXTRUDED ALUMINUM 19 colors + custom OR WOOD 3 species + custom	FIBERGLASS 5 color options	EXTRUDED ALUMINUM 6 solid colors, 4 woodgrain finishes	FIBERGLASS 6 color options	FIBERGLASS 6 color options
SIZING	Standard + custom sizing for replacement, remodeling, or new construction	Custom sizing for remodeling or new construction	Custom sizing for replacement, remodeling, or new construction	Standard + custom sizing for replacement, remodeling, or new construction	Standard + custom sizing for replacement, remodeling, or new construction
HARDWARE	Extensive selection including Marvin Gallery Hardware	Minimalist hardware for modern design aesthetic	Available in multiple styles, sizes, and finishes to complement the window + door aesthetics	Available in 6 finish options with 2 door handle styles	Available in 6 finish options with 1 door handle style
COASTAL + WATERFRONT	Hurricane Impact Zones 3 and 4, + PG 50 Products		All products rated for High Velocity Hurricane Zone (IZ4)	Hurricane Impact Zone 3, + PG 50 Products	

MANY POSSIBILITIES.

ONE MARVIN.

Marvin doors are designed, engineered, and built to maximize the potential of any opening, frame the perfect view, and enhance every living space.

Whatever the project, with Marvin doors, **anything is possible.**

Elevate Inswing French door with Matte Black hardware

TABLE OF CONTENTS

INTRODUCTION	1
THE MARVIN PORTFOLIO	2
ABOUT MARVIN	4
DOOR TERMS + OPERATING STYLES	8
ULTIMATE	12
SWINGING FRENCH G2	14
SWINGING NARROW PROFILE	16
SLIDING FRENCH G2	18
SLIDING NARROW PROFILE	20
MULTI-SLIDE	22
BI-FOLD	24
LIFT AND SLIDE	26
COMMERCIAL	28
MODERN	30
SWINGING	32
MULTI-SLIDE	34
ELEVATE	36
BI-FOLD DOOR	38
SWINGING FRENCH (INSWING)	40
SWINGING FRENCH (OUTSWING)	42
SLIDING FRENCH	44
SLIDING PATIO	46
ESSENTIAL	48
SLIDING PATIO	50
DETAILS + OPTIONS	52
ULTIMATE	54
MODERN	56
ELEVATE	58
ESSENTIAL	60

Ultimate Multi-Slide doors in Bronze

DOOR TERMS + DEFINITIONS



1. FRAME

The door frame includes the head jamb across the top, side jambs, and the sill at the bottom. Marvin frames are built strong to stand up to heavy door usage year after year.

2. STILES + RAILS

The horizontal wood members of a door are called rails; the vertical components are called stiles. With a traditional French door design, the bottom rail is about 8 inches high with 4 ¾ inch stiles and top rail. Doors with a more contemporary style often feature more glass with stiles and rails as sleek as 3 inches.

3. SILL

Our door sills are made of Ultrex®, our proprietary pultruded fiberglass that is exceptionally strong and virtually impervious to time, weather, and pressure. Ultrex door sills provide excellent performance in hot or cold climates, plus durability over the long haul by being resistant to warping, denting, and fading.

4. PANELS

In a door, the panel is the main section, operating or stationary, that is installed into the frame. Marvin doors come in many sizes, some of the industry's largest, but they all share the tight tolerances for fit and quality finishes.

DOOR-OPERATING STYLES



OUTSWING DOOR

Single or double swinging doors open to the exterior.



INSWING DOOR

Single or double swinging doors open to the interior.



SLIDING DOOR

Save space with a door panel that operates by sliding along a track.




BI-FOLD DOOR

This door folds open and closed like an accordion and can include up to 16 panels.



LIFT AND SLIDE DOOR

For openings as large as 48 feet wide and 12 feet high, substantial door panels fully open into pocket or stacked configurations.



MULTI-SLIDE DOOR

Another option to blend interior and outdoor living with a modular frame system.

MAKE EVERY ENTRANCE GRAND

Marvin doors are designed to maximize the potential of any opening, view, and living space.



Ultimate Bi-Fold doors

ULTIMATE

REDEFINING THE STANDARD

Our Ultimate product line unites beautiful design with exceptional craftsmanship. Add character to almost any space with our most extensive selection of shapes, styles, sizes, and options—including wood interiors protected by tough aluminum clad exteriors. With nearly limitless opportunities for customization, Ultimate can match your vision and give it room to grow.



Ultimate Multi-Slide door

ULTIMATE SWINGING FRENCH DOOR G2



Ultimate Inswing French door G2 with Oil Rubbed Bronze hardware



Inswing French door G2 and Elevate Direct Glaze window in White with Simulated Divided Lites

ULTIMATE SWINGING FRENCH DOOR G2

The Ultimate Swinging French door G2, available in both Inswing and Outswing, delivers a traditional aesthetic with 4 ¾ inch top rail and either a 8 ½ inch or 4 ¾ inch bottom rail. Select sizes up to 10 feet high and 14 feet wide to maximize views and access to the outdoors. Choose up to 4 panels with an Ogee interior profile.



INTERIOR VIEW OF INSWING



EXTERIOR VIEW OF INSWING



CONTEMPORARY HANDLE



ULTIMATE SWINGING NARROW PROFILE DOOR



Ultimate Inswing door in Hazelnut with unequal panel widths and Minimalist Handle in Matte Black



Ultimate Outswing Narrow Profile door with unequal panel widths

ULTIMATE SWINGING NARROW PROFILE DOOR

The Ultimate Swinging Narrow Profile Door, available in both Inswing and Outswing, is expertly crafted to provide industry-leading performance with narrow sightlines. Select sizes up to 10 feet high and 14 feet wide with robust 2 ¼ inch standard panel thickness. Dual panel doors available in equal or unequal panel widths. This door comes with square interior and exterior profiles for a contemporary look and has an optional ogee profile for a more traditional aesthetic..



INTERIOR VIEW OF INSWING



EXTERIOR VIEW OF INSWING



MINIMALIST HANDLE IN MATTE BLACK



Available with IZ3

ULTIMATE SLIDING FRENCH DOOR G2



Ultimate Sliding French door G2 in Stained Multi-Grain Douglas Fir with Harp handle in Matte Black

ULTIMATE SLIDING FRENCH DOOR

For the classic elegance of the French door with smooth, space-saving operation, our Ultimate Sliding French door G2 is built to your specifications. With a rich, luxurious fit, feel, and finish, available in configurations up to 16 feet wide and standard heights up to 10 feet, this door offers a view with a grand entrance while conserving space for traffic flow or furniture layout. Coordinating transoms and stationary panels in configurations up to 4 panels wide further enhance the view, flooding the room with daylight.



INTERIOR



EXTERIOR



HARP HANDLE IN MATTE BLACK



Available with IZ3

Ultimate Sliding French door G2

ULTIMATE SLIDING NARROW PROFILE DOOR



Ultimate Sliding Narrow Profile door with Vertical Pull in Satin Chrome

ULTIMATE SLIDING NARROW PROFILE DOOR

The Ultimate Sliding Narrow Profile door is created for smooth operation, performance, and amazing durability. Our tough Performance Sill withstands traffic and seasonal changes, contributing to both the door's energy efficiency and incredibly smooth operation. The contemporary 3 inch stiles and rails maximize your view, while the multi-point lock system enhances performance and security.



INTERIOR



EXTERIOR



VERTICAL PULL IN MATTE BLACK

Ultimate Sliding Narrow Profile door

ULTIMATE MULTI-SLIDE DOOR



Ultimate Multi-Slide door with Matte Black hardware



Ultimate Multi-Slide door with Satin Nickel hardware

ULTIMATE MULTI-SLIDE DOOR

The Ultimate Multi-Slide door is an ideal option to blend indoor and outdoor living, and the performance ratings of these doors match the exceptional views they frame. They're available in styles up to 6 panels uni-directional or 10 panels bi-parting. Both pocket and stacked designs are available with an optional scenic door Ultimate Sliding Screen.



INTERIOR



HARDWARE AND SILL FEATURES

Pull and latch hardware provides easy operation and squared-off corners for a clean, contemporary look.



DESIGN FLEXIBILITY

Available in pocket or stacked configurations for openings up to 56 feet wide and 12 feet high. Pocketing configuration shown above.


ULTIMATE BI-FOLD DOOR



Ultimate Double Hung and Picture windows with Bi-Fold and Inswing French Doors

ULTIMATE BI-FOLD DOOR

The Ultimate Bi-Fold door provides big glass and clean design aesthetics to give homeowners more flexibility and a deep indoor-outdoor connection. Spanning 55 feet in width, the Ultimate Bi-Fold door is one of the widest panel doors in the industry. Without question, the Bi-Fold door is a simple, elegant solution for adjoining interior spaces or connecting to the outdoors. Available with a wood or clad exterior.



INTERIOR



INTERIOR PANEL HANDLE
The interior panel handle features a minimalist design that smoothly operates folding panels with a 90-degree twist and latches at the head and sill.

 Available with IZ3

ULTIMATE LIFT AND SLIDE DOOR



Ultimate Lift and Slide door in Honduran Mahogany with Satin Nickel hardware




Ultimate Lift and Slide door in Honduran Mahogany

ULTIMATE LIFT AND SLIDE DOOR

With openings up to 48 feet wide and 12 feet high, now you can add acres to your floor plan. Available with pocketing panels that slide into the wall, completely disappearing from view, or stacked panels that slide and stack perfectly within the door frame for a seamless transition from inside to out. Both are available with exclusive flush-mount handles and exterior finger pulls that virtually disappear when not in use.



INTERIOR



HARDWARE OPTIONS

Available with exclusive flush-mount hardware, interior finger pull, and optional exterior finger pull.



POCKET AND STACKED CONFIGURATION

When open, panels either slide into the wall cavity or stack neatly. They glide on the inconspicuous 3/16 inch high exposed track.

ULTIMATE COMMERCIAL DOOR



Ultimate Commercial door

ULTIMATE COMMERCIAL DOOR

The Ultimate Commercial door combines sophisticated design with the rugged durability to stand up to years of commercial use. Available in a wide variety of design and customization options, they're manufactured with different construction and assembly processes from our residential doors.



INTERIOR



EXTERIOR



PANIC RIM, CLOSER, REMOVABLE MULLION, AND SILL OPTIONS

Ultimate Commercial door

MODERN

MADE TO BE BUILT BIG
AND PERFORM AT SCALE.

Marvin Modern brings exceptional design, performance, and customer experience together, creating a product line that meets the exacting principles and standards of true modern architecture. Innovative Marvin high-density fiberglass exteriors, leading thermal performance, consistent narrow sightlines, and a modular system all add up to the Modern product line—a seamless approach to modern design.



Modern Multi-Slide door

MODERN SWINGING DOOR



Modern Inswing door



Modern Outswing doors

MODERN SWINGING DOOR

The Modern Swinging door pairs pure modern aesthetic with category-leading performance for design flexibility to create with confidence. Available in inswing or outswing, our Modern Swinging Door is engineered with the same innovative modular system that allows Modern products to be joined together, making it possible to create large, floor-to-ceiling configurations without sacrificing thermal performance even in the harshest of climates.



EXTERIOR VIEW OF OUTSWING



INTERIOR VIEW OF OUTSWING



SWINGING DOOR HANDLES IN MATTE BLACK

MODERN MULTI-SLIDE DOOR



Modern Multi-Slide door



Modern Multi-Slide door

MODERN MULTI-SLIDE DOOR

With the Marvin Modern Multi-Slide door, walls become an opportunity for expansive views and connection to the outdoors. Designed to perform beyond expectations, this sleek door offers numerous configurations for easy operation, impressive sizing, and strong thermal efficiency even in the most demanding climates.



INTERIOR



HARDWARE OPTIONS

Featuring a minimalist design, Modern door hardware maintains clean sightlines. A multi-point lock engages when the door is closed for a secure lock and tight seal. Choose from keyed or non-keyed and finger pulls for wall-pocketed units for access to panels when the door is open.



SILL OPTIONS

If a smooth transition from indoors to out or ADA compliance is important, a Flush Sill in weather-protected areas or a High Performance Sill rated and certified for performance when exposed to weather conditions is available. When a sill does not need to be recessed, our Performance Sill offers an ideal option.

ELEVATE

THE PERFECT BALANCE OF BEAUTY AND STRENGTH

Balancing beautiful design with superior strength, the Marvin Elevate collection delivers style in any climate. Elevate features warm wood interiors that can blend in or stand out, combined with Ultrex® fiberglass exteriors for lasting durability. The collection offers a range of carefully selected features and options, making it as versatile as it is elegant.



Elevate Outswing French door

ELEVATE BI-FOLD DOOR



Elevate Bi-Fold Door in White

ELEVATE BI-FOLD DOOR

Reimagine how you live and entertain with Marvin's Elevate Bi-Fold Door. Effortlessly slide and stack the door open to frame your own scenic view and invite maximum airflow into your home. When completely closed, the Elevate Bi-Fold Door is designed with narrow profiles to fill your home with light. Only the Elevate Bi-Fold Door is built with Ultrex® fiberglass on the exterior for virtually no-maintenance performance, including rich wood featured on the interior. Options are available in configurations up to 7 panels and fits openings up to 22 feet wide by 8 feet high.



INTERIOR



EXTERIOR



BOTTOM HINGE

Elevate Bi-Fold Door in Ebony

ELEVATE INSWING FRENCH DOOR



Elevate Inswing French door with Northfield handle in Matte Black



Elevate Inswing French doors in painted White

ELEVATE INSWING FRENCH DOOR

The Marvin Elevate Inswing French door offers tremendous versatility to create connections with exterior living spaces. The inswing motion is an ideal fit for doors that open over steps, those exposed to rain when open, and in climates prone to snow that would block use during the winter. Options are available with 1-, 2-, and 3-panel configurations up to 8 feet high with warm, stainable wood interiors and a virtually maintenance-free fiberglass exterior that stands up to the elements.



INTERIOR



EXTERIOR



DOOR HINGE SHOWN IN SATIN NICKEL

 Available with IZ3

* 3-panel configuration is achieved by mulling multiple frames together to create an assembly.

ELEVATE OUTSWING FRENCH DOOR



Elevate Outswing French Door in Stone White with Matte Black Northfield handle



Elevate Outswing French Door in Ebony with Matte Black Northfield handle

ELEVATE OUTSWING FRENCH DOOR

The Marvin Elevate Outswing French door is ideal when interior square footage is limited, opening your home to an outdoor space without interrupting interior flow or design. Options are available with 1-, 2-, and 3-panel configurations to fit openings up to 9 feet wide by 8 feet high. It features warm, stainable wood interiors and a virtually maintenance-free fiberglass exterior that stands up to the elements.



INTERIOR



EXTERIOR



DOOR HINGE SHOWN IN SATIN NICKEL

* 3-panel configuration is achieved by mulling multiple frames together to create an assembly.

ELEVATE SLIDING FRENCH DOOR



Elevate Sliding French door in painted White with Northfield handle in White



Elevate Sliding French door in Stone White with Northfield handle in Oil-Rubbed Bronze

ELEVATE SLIDING FRENCH DOOR

The Marvin Elevate Sliding French door combines the elegance of wider side stiles and top rails of a French door with the practical, space-saving design a sliding door offers. 2-, 3-, and 4-panel configurations offer the flexibility to accommodate expansive views up to 16 feet wide with a rich wood interior and long-lasting, low-maintenance fiberglass exterior for the best in performance and style.



INTERIOR



EXTERIOR



SILL DETAIL SHOWN IN BRONZE



ELEVATE SLIDING PATIO DOOR



Elevate Sliding Patio Door with Designer Black interior




Sliding Patio Door in Ebony

ELEVATE SLIDING PATIO DOOR

The Marvin Elevate Sliding Patio door offers contemporary lines and large expanses of glass, complemented by a rich wood interior and the durability of a fiberglass exterior for a sliding patio door that is as functional as it is beautiful. Select 2- or 3-panel configurations to achieve wide-open views up to 9 feet wide and a direct connection to outdoor living, all in a space-saving design when square footage is at a premium.



INTERIOR



EXTERIOR



CAMBRIDGE HANDLES
SHOWN IN SATIN NICKEL

NORTHFIELD HANDLES
SHOWN IN MATTE BLACK

ESSENTIAL

BRING TOGETHER DESIGN,
QUALITY, AND PERFORMANCE
IN ONE STREAMLINED OFFERING

Characterized by clean lines, powerful performance, and streamlined options, the Marvin Essential collection makes it easier to achieve design and quality with durable fiberglass interiors and exteriors that are virtually maintenance free.



Photo: Brett Youngberg

Essential Sliding Patio door in Ebony

ESSENTIAL SLIDING PATIO DOOR



Essential Sliding Patio Door in Stone White with White Cambridge handle



Essential Sliding Patio door in Ebony with Matte Black hardware


The Marvin Essential Sliding Patio door delivers clean lines and more glass to prioritize views for a streamlined sliding door with a contemporary feel. Designed with durable fiberglass on the interior and exterior, this door resists the sagging and misalignment issues common with vinyl patio doors for effortless operation for years to come. Choose 2- or 3-panels to optimize operation and create the ideal connection between indoors and out.



INTERIOR



EXTERIOR



CAMBRIDGE HANDLE SHOWN IN MATTE BLACK


DETAILS + OPTIONS

- EXTERIORS
- INTERIORS
- SIZING
- DESIGN FLEXIBILITY
- HARDWARE
- COASTAL / WATERFRONT
- MARKET AVAILABILITY



Elevate Sliding French door with Northfield handle in Matte Black

ULTIMATE DOOR OPTIONS



INTERIORS

WOOD

6 species options + custom



Painted or primed



6 stains + clear coat



EXTERIORS

EXTRUDED ALUMINUM

19 colors + custom



WOOD

3 species options + custom



SIZING

Standard and custom-sized doors built to your exact specifications

DESIGN FLEXIBILITY

The highest level of design flexibility with the most extensive offering of options

HARDWARE

Extensive selection of door hardware including Marvin Gallery Hardware

For enhanced durability in harsh climates, some exterior hardware options are available with extra long-lasting PVD finishes

COASTAL + WATERFRONT

Marvin Ultimate doors are well suited for coastal or waterfront areas with special products and hardware specifically designed for hurricane zones (IZ3 + IZ4)

Ultimate Sliding Narrow Profile door and Ultimate Inswing Narrow Profile door

MODERN DOOR OPTIONS



INTERIORS

EXTRUDED ALUMINUM
5 color options



EXTERIORS

FIBERGLASS
5 color options



SIZING

Custom-sized doors built to your exact specifications, available in extended sizes

DESIGN FLEXIBILITY

Tailored set of design options specifically suited for modern design

HARDWARE

Curated hardware design options specifically suited for modern design

COASTAL + WATERFRONT

Marvin Modern doors are well suited for coastal or waterfront areas with long-lasting, durable fiberglass exteriors

Modern Multi-Slide door

ELEVATE DOOR OPTIONS



Elevate Sliding French door in Designer Black

**INTERIORS****WOOD**

Bare pine, painted Designer Black, painted White, or clear coat

**EXTERIORS****FIBERGLASS**

6 color options

**SIZING**

Standard and custom-sized

DESIGN FLEXIBILITY

Wide range of design options

HARDWARE

Door hardware in 6 finish options

Door handle styles: Cambridge and Northfield

For enhanced durability in harsh climates, some exterior hardware options are available with extra long-lasting PVD finishes

COASTAL + WATERFRONT

Marvin Elevate doors are well suited for coastal or waterfront areas with special products and hardware specifically designed for hurricane zones

ESSENTIAL DOOR OPTIONS



INTERIORS

FIBERGLASS
4 color options



EXTERIORS

FIBERGLASS
6 color options



SIZING

Standard and custom-sized

DESIGN FLEXIBILITY

Tailored set of design options

HARDWARE

Door hardware in 6 finish options

Door handle style: Cambridge

For enhanced durability in harsh climates, some exterior hardware options are available with extra long-lasting PVD finishes

COASTAL + WATERFRONT

Marvin Essential doors are well suited for coastal or waterfront areas with long-lasting, durable fiberglass exteriors and available PVD hardware

Essential Sliding Patio door in Ebony



Ultimate Multi-Slide Door

Since 1912, Marvin has been a family-owned and -led company, with a legacy of innovation and commitment to the highest quality. We understand the unique opportunity windows and doors have to improve our spaces and how we feel in them. That's why we never stop pushing what's possible and inventing new solutions to channel fresh air, enhance light quality, and connect with the world around us.

MARVIN.COM

©2024 Marvin Lumber and Cedar Co., LLC. All rights reserved.
®Registered trademark of Marvin Lumber and Cedar Co., LLC.
ENERGY STAR® and the ENERGY STAR certification mark are registered US marks.

Cover Image: Elevate Sliding French Door and Casement window
Part #19983045. June 2024.

Colors shown in printed materials are simulations and may not precisely duplicate product or finish colors. Contact your local Marvin dealer to view actual product and finish color samples.